
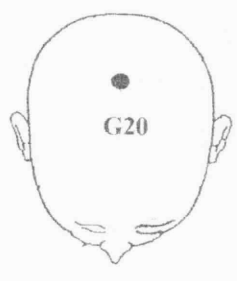
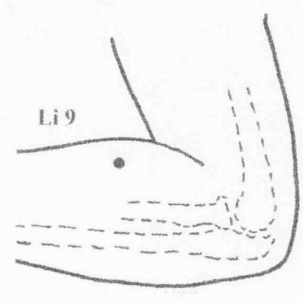
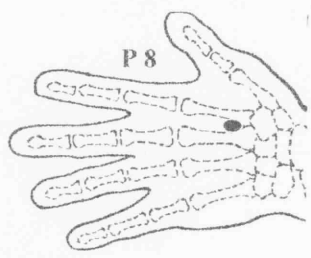
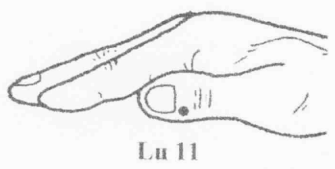


AcuPoint Analysis HAND NUMB

Points



AcuPoint Analysis
HAND NUMB
(DESCRIPTIONS)

| Point | Description |
|-------------|--|
| G20 | On the midpoint of the skull on a line connecting the tops of the ears. |
| H03 | At the extreme end of the inner crease of the elbow. Bend the arm tightly and place the Acu-Ki at the extreme inner edge of the elbow crease formed. Relax your arm and begin the stimulation. |
| LI09 | 3 Cun below LI11 (On the extreme end of the outer crease at the elbow) and on a line connecting LI05 and LI11. |
| LU11 | 0.1 Cun from the nail bed bottom corner on the top of the thumb. Between the nail and the first joint of the thumb, just behind the nail on the side farthest from the other fingers. |
| P08 | Between the second and the third metacarpal bones of the hand, where the tip of the middle finger touches when the fist is clenched. |